

Handbook

for the

DaRT

“Data Reporting Tool for MEAs”

<https://dart.informeia.org/>



Version: June 2020

A project supported by



Schweizerische Eidgenossenschaft
Confédération suisse
Confederazione Svizzera
Confederaziun svizra

Swiss Confederation

Federal Office for the Environment FOEN



Preface:



DaRT: Improving knowledge management for achieving environmental goals

The global pandemic COVID-19 illustrates just how interconnected our planet is. It calls on us to do a far better job of understanding and acknowledging the strong links between human health and nature. The Data Reporting Tool for Multilateral Environmental Agreements or DaRT is a powerful tool that aims to strengthen our understanding of the linkages between the global biodiversity, sustainable development and health agendas.

UNEP is committed to strengthening cooperation and synergies across Multilateral Environmental Agreements, globally, regionally and nationally. Environmental challenges know no boundaries and therefore we need to work together to protect and sustain ALL life on this planet.

An ambitious, measurable, relevant and transformational post-2020 global biodiversity framework will require us to significantly increase cooperation at all levels, moving beyond the corridors of environment ministries to include relevant Ministries that deal with the drivers of biodiversity loss whether land use change, climate change, pollution, natural resource use and exploitation, or invasive species.

DaRT can fill these gaps by promoting effective knowledge management across Ministries and administrative units enhancing synergies across conventions and increasing effectiveness of national efforts to achieve global environmental targets.

My gratitude for the support of the European Union and Switzerland that has made this platform possible. I invite Parties of the MEAs to test, use and contribute to future development of the DaRT so we may collaborate more closely together and live in harmony with nature.

Inger Andersen

Executive Director, UN Environment Programme

Content:

Introduction	1
1. Welcome to DaRT	2
A national working space to collect, organize and share information	2
Building on global strategies to facilitate reporting	2
Using synergies with other tools to provide Parties with data.....	2
Do you want to test the DaRT?.....	2
2. About DaRT	3
The aim of DaRT	3
How DaRT works	3
The benefits of using DaRT	5
The development of DaRT	5
Frequently asked questions	5
3. Strategies	8
Global and regional strategies available in DaRT	8
Documents used for mapping global and regional goals and targets	8
National strategies and action plans.....	9
4. Other Tools	10
Tools for enhanced implementation of the biodiversity-related conventions:	10
Tools for indicators:.....	11
Tools to find and treat data and information:	12
5. User Guide	14
Getting started	14
The Dashboard.....	17
Adding and editing items	18
Searching the dashboard.....	21
Exporting and sharing information.....	22
Organizing the national working space	23
Organizing a national DaRT team.....	23
Managing the workspace settings - languages.....	25
Including the national biodiversity strategy and action plans	25
Annex I: The development of DaRT	30

Introduction

The User Guide intends to provide information on the DaRT (<https://dart.informea.org>) and give national experts assistance in setting-up and organizing DaRT national working spaces and importing/exporting information for national reporting purposes. The guide basically reflects the contents of the DaRT website.

The DaRT aims at supporting Parties to biodiversity-related conventions in organizing, collecting, and sharing information and knowledge in the field of national reporting. It is therefore of prime importance that the tool meets the needs of Parties. We welcome and encourage feedback on the DaRT website and the user guide to further develop both in collaboration with the users.

Please help us to improve the DaRT by providing feedback and questions through our contact form (<https://dart.informea.org/form/contact>).

The handbook is structured to provide an overview on the DaRT website (Chapter 1: Welcome to DaRT), specific information on the aim of DaRT, the way the DaRT works, benefits of using it and a set of Frequently Asked Questions (Chapter 2: About DaRT). The overview on the development of DaRT provided in the website is included in Annex I: The development of DaRT of the User Guide.

Chapter 3: Strateg includes references to the strategic plans and interlinkages between goals and targets of biodiversity-related conventions, the Sustainable Development goals and of a set of regional agreements. The DaRT website includes an interactive illustration of the mappings among goals and targets (<https://dart.informea.org/strategy>).

Multiple tools were created to support Parties in implementing biodiversity-related conventions and to report on their progress, successes, and barriers through national reporting. Chapter 4: Other Tools provides a brief description of and links to selected tools. As this section of the DaRT might be the one to evolve most rapidly, please refer to the website for a complete overview (<https://dart.informea.org/tools>).

The Chapter 5: User Guide includes a step by step assistance to organize a national working space and manage information and knowledge in DaRT. In the website, the user guide is completed with animations providing visual guidance (<https://dart.informea.org/user-guide>).

1. Welcome to DaRT

The **Data Reporting Tool for MEAs – DaRT** is the first tool supporting Parties to effectively use **synergies** in the field of **knowledge and information management** for national reporting to biodiversity-related conventions.

DaRT is developed by the **United Nations Environment Programme (UNEP)** with support of the **SCBD**, was endorsed by the **InforMEA** Initiative which brings together Multilateral Environmental Agreements (MEAs) and is financially supported by the **European Union and Switzerland**.

A national working space to collect, organize and share information

DaRT provides Parties to MEAs with a **private and secure working space** to organize, share, and maintain information, data and knowledge across conventions and across reporting purposes.

By providing a single national working space to Parties, DaRT facilitates the **re-use of information** in the spirit of “enter once, re-use several times”, relieves the reporting burden and fosters communication and cooperation across ministries.

Integrating national biodiversity information in one place is also of value in the context of **analyzing information against the SDGs** and ultimately demonstrating the contribution of the implementation of biodiversity-related convention towards the Agenda 2030.

To learn more about national working spaces, visit:

- The [About DaRT](#) section with its FAQs, and
- The [User Guide](#) to walk you through the key functions of DaRT.

Building on global strategies to facilitate reporting

The Strategic Plan for Biodiversity 2011-2020 and its Aichi Biodiversity Targets, its recognition and support by the governing bodies of the biodiversity-related conventions (BRC) as well as their call to Parties to integrated respective goals and targets in their National Biodiversity Strategy and Action Plans (NBSAPs) establishes a flexible universal framework for action on biodiversity. This framework of interrelated goals and targets across conventions and from the global, regional to the national level, provides a solid framework to organize national information to suit the needs of national reporting under various processes – as proposed by the DaRT.

- The [Strategies](#) section provides an overview of interlinked global goals and targets.

Using synergies with other tools to provide Parties with data

Multiple tools were created to support Parties in implementing the conventions and to report thereon. DaRT aims at providing Parties with a single-entry point to the tools and, in the medium term to develop interoperability with these tools.

- A selection of it is included in the [Tools](#) page.

Do you want to test the DaRT?

Request access to the "Testland" working space using the contact form.

The "Testland" working space includes a preconfigured NBSAP as well as as sample items, which allow you to experience the functionalities of the DaRT and to manipulate its contents.

2. About DaRT

The aim of DaRT

The “Data Reporting Tool for MEAs – DaRT” provides **private and secure national working spaces** for Parties to effectively use synergies in the field of knowledge and information management for national reporting to biodiversity-related conventions. The national working spaces support Parties to:

- **Collect and organize** knowledge, information and /or documents relevant for national reporting to biodiversity-related conventions and MEAs;
- **Store** this knowledge in a secure place for the use on a long-term, and
- **Share** the knowledge among national experts and collaborators, according to national needs.

DaRT provides Parties with a **framework of interrelated global and regional goals and targets** adopted by biodiversity-related conventions (see strategy section) to which NBSAPs are mapped. Once the national working space is completed with information on the implementation of commitments and recommendations under the biodiversity-related conventions, this framework in addition to the preparation of national reports supports Parties to, among others:

- Monitor and verify **progress in national implementation**;
- Development of **joint communications** across conventions;
- Conduct a **gap analysis** of relevant implementation actions, and
- Support **revising or updating related strategies and action plans**.

How DaRT works

DaRT builds on global and national strategies, goals and targets to provide Parties a framework to organize, collect and share their information for national reporting purposes. Global strategies are included for use in the national working spaces and ready to be mapped with your NBSAPs. This done, national information tagged to your NBSAPs becomes easily retrievable for the multiple reporting purposes.

1. The DaRT national working spaces are built on the InforMEA knowledge base (grey box).

To visit InforMEA: <https://www.informea.org/>

2. Your national working space is automatically prefilled with (green boxes):

- The **national reports** your country submitted to MEAs;
- The **strategic plans** of Biodiversity-related Conventions and the SDGs;
- **Regional strategies** can be displayed in DaRT, e.g. the AEWA Strategic Plan 2019-2027 or the European Biodiversity Strategy.

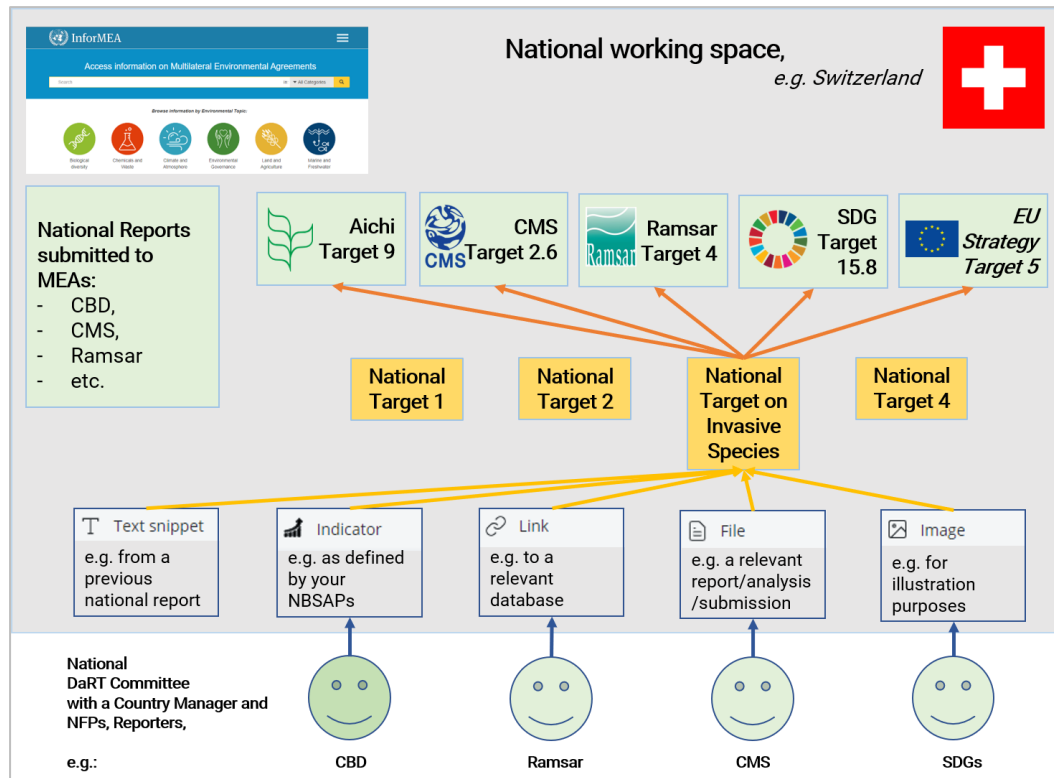


Figure 1: How DaRT works:

3. As a first step in using DaRT, you need to
 - Request a national working space to be established for your country (see here),
 - Establish a national "DaRT Committee" composed of e.g. National Focal Points and experts involved in national reporting, and
 - Designate a DaRT Country manager, who will manage the users of your working space.
4. In a second step, you need to include your NBSAPs into DaRT and map your national goals and targets to the global ones (orange boxes and arrows).
5. Now you can start adding information/knowledge into the working space and relate it to your NBSAPs. The information/knowledge can be added in form of text snippets, indicators, links or in terms of documents and images.
6. Once the information is included into DaRT and mapped to your NBSAPs, you can retrieve it for multiple reporting purposes according to the different global goals and targets.

With all information being collected, organized and stored in one single place, you will be able to:

- Easily and rapidly find information you need for your report(s),
- Find more comprehensive information provided by your peers implementing another Convention or working in different Ministries,
- Find texts and information, which you can re-use.

The benefits of using DaRT

By engaging in a cycle of collecting, structuring, sharing and auditing knowledge relevant for implementing MEAs by using DaRT, the efficiency in developing and the effectivity in using national reports is increased at several levels:

Experts compiling national reports benefit from:

- Searching an information base built-up across processes and Ministries;
- Finding texts and information (almost) ready for re-use;
- Easy and rapid retrieval of information for a specific report;

Parties benefit from:

- Systematically **building-up institutional knowledge** required for reporting on the implementation of MEAs;
- Increasing the level of **communication and collaboration** across ministries, administrations, experts, etc.;
- Securing that **knowledge remains within the institutions** when key people leave their position;
- Facilitating the **transition from one national/regional/global strategic plan to its successor**;
- Facilitating the **onboarding and training of new collaborators**.

Secretariats benefit from:

- Increased **quality** of national reports;
- More **coherent national reports**.

The development of DaRT

DaRT builds on the experiences gained with the use of its precursor tool - the Target Cross-linking Tool TCT - a tool developed by the European Union. A brief overview of the evolution and the major achievements of both DaRT and TCT is included in Annex I.

Frequently asked questions

➤ Is DaRT an additional reporting obligation?

DaRT is **not an additional reporting obligation**, but a tool aiming at supporting Parties to MEAs in managing, organizing and storing and sharing their knowledge and information relevant for national reporting across conventions and the SDGs.

The objective of DaRT is to offer Parties a single national working space to facilitate the update and re-use of information for national reporting in the spirit of "**enter once, re-use several times**".

➤ Is there an obligation for Parties to use DaRT?

No, there is no obligation to use DaRT.

DaRT aims at supporting Parties to organize their knowledge in a way to avoid duplication of work when reporting the same kind of information to biodiversity-related conventions.

➤ **Is the functioning of DaRT secured in the long-term?**

Yes, the functioning of the DaRT is secured on the long run.

DaRT has been adopted by and developed in cooperation with InforMEA and the Multilateral Environment Agreement Information and Knowledge Management (MEA IKM) initiative, who seeks to develop harmonized and interoperable information systems in support of knowledge management activities among MEAs for the benefit of Parties and the environment community at large.

The IT components of DaRT and their maintenance are secured in the framework of the MEA IKM on a UN server in Geneva (Switzerland).

➤ **What does a "private and secure working space" mean?**

A "private working space" means that the content of a working space is under full control of the Parties. It is the user-country who decides who can access its working space and with whom or which tool information shall be shared. The information stored in the DaRT working space is not publicly accessible in the web and is not shared with other entities.

A "secured working space" refers to the DaRT IT infrastructure being maintained according to the UN standards to protect the integrity and confidentiality of the information stored in a national working space as well as the data between the user's computer and the site.

➤ **What kind of knowledge can be managed in DaRT?**

DaRT is designed in a way to accommodate the management of all kind of knowledge **with a focus on policy-based information** related to the implementation of the National Biodiversity Strategy and Action Plans (NBSAPs). This includes information on/targets of national strategies, policies, the underlying legal frameworks as well as on indicators for monitoring the implementation, success stories, documents relevant for implementation, links to online databases or to images/figures that can be used in the reports.

➤ **Should I wait until the post2020 Global Biodiversity Framework is approved to start using DaRT?**

The decision whether to use DaRT for managing national knowledge related to the implementation of MEAs or not, should not be based on the date of renewal of a strategic plan, strategies or similar frameworks. Indeed, as shown in the figure below, the strategic plans of MEAs are not aligned in time.

Please consider that DaRT can significantly facilitate the transition from one strategic plan to its successor, as the information stored in DaRT can simply be updated by mapping the information to the new goals and targets. The burden of rearranging and restructuring your information is therewith omitted.

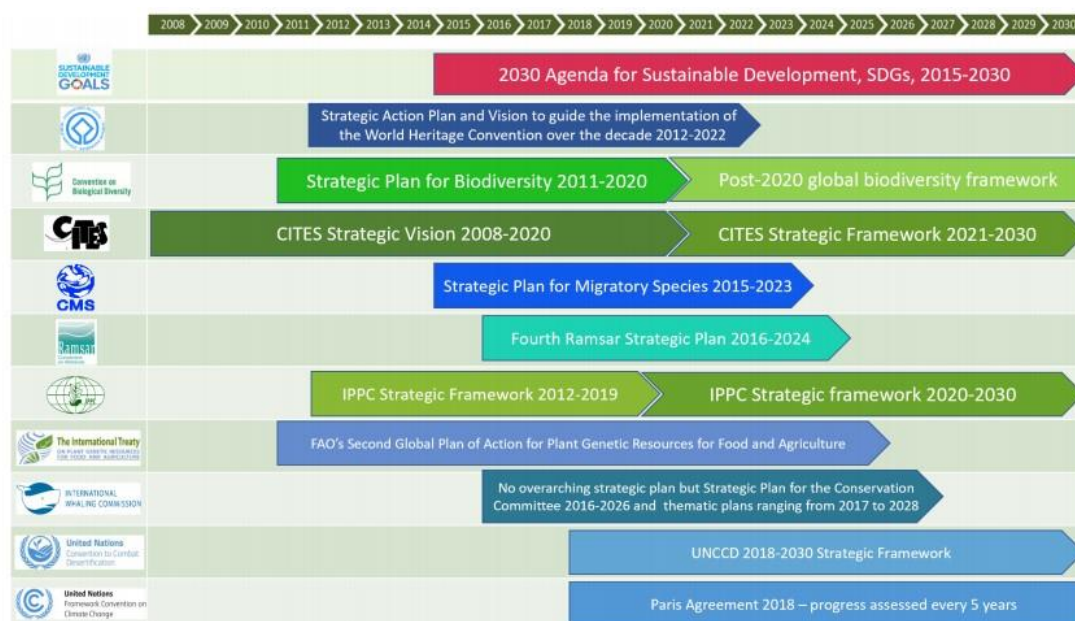


Figure 2: Overview on global strategic plans (source: [CBD/POST2020/WS/2019/6/INF/2](https://www.cbd.int/post2020/ws/2019/6/inf/2))

➤ Who is implementing DaRT?

The DaRT project is anchored with the United Nations Environment Programme (UNEP) Law Division and implemented as part of and within the governance structure of the two Global Public Goods and Challenges projects, namely “InforMEA phase II” for the development of DART, and the “Environmental Treaties Programme - realizing synergies for biodiversity” for the roll out of the tool.

DaRT is financially supported by the European Union and Switzerland.

The project management team Includes:

- Diane Klaimi, programme officer DaRT, UNEP
- Kazuhiko Seriu, project support, UNEP
- Eva Duer, teamleader InforMEA, UNEP
- Eric Wiedmer, user support, NatureConsult

3. Strategies

The Strategic Plan for Biodiversity 2011-2020 and its Aichi Biodiversity Targets, is widely acknowledged as a flexible universal framework for action on biodiversity, and related contributions to sustainable development. The governing bodies of the biodiversity-related conventions have recognized and supported the Strategic Plan as a framework with which they might align their own strategic plans.

This section provides an interactive illustration of this mapping among the strategic plans of the biodiversity-related conventions and the SDGs ([see website](#)).

Global and regional strategies available in DaRT

The national working spaces include the following global strategies:

Convention on Biological Diversity CBD:

- Strategic Plan for Biodiversity 2011-2020, including Aichi Biodiversity Targets ([CBD COP decision X/2](#))
- *The Post2020 Global Biodiversity Framework (as soon as adopted)*

Convention on International Trade in Endangered Species of Wild Fauna and Flora CITES:

- CITES Strategic Vision: 2008-2020 ([Resolution Conf. 16.3 \(Rev. CoP17\)](#))
- *CITES Strategic Vision: 2021-2030 (CITES Resolution Conf. 18.3)*

Convention on Migratory Species CMS:

- Strategic Plan for Migratory Species 2015-2023 ([CMS Resolution 11.02](#))

Ramsar Convention on Wetlands:

- The Fourth Ramsar Strategic Plan 2016-2024 ([Ramsar COP Resolution XII.2](#))

ITPGRFA:

- Strategic Plan for the Commission on Genetic Resources for Food and Agriculture 2018-2027 ([CGRFA-16/17/22](#))

Sustainable Development Goals (SDGs):

- The 2030 Sustainable Development Goals and targets ([UNGA Resolution A/RES/70/1](#))

The national working spaces include the following regional strategies:

Regional strategies are displayed when logged into DaRT

- AEWAs Strategic Plan 2019-2027 ([UNEP/AEWA/MOP7/Res. 7.1](#))
- EU: Our life insurance, our natural capital: an EU biodiversity strategy to 2020 ([COM\(2011\) 244 final](#))

Additional regional strategies can be included into DaRT. For this purpose, please contact the DaRT Team using the contact form included in the website (<https://dart.informea.org/form/contact>).

Documents used for mapping global and regional goals and targets

For the mapping of goals and targets, only mappings approved or published by governing bodies of the biodiversity-related conventions:

- Aichi Targets to SDGs: [Technical Note on Biodiversity and the 2030 Agenda for Sustainable Development](#)
- CMS SPMS to Aichi Targets: The Strategic Plan for Migratory Species 2015-2023, Annex A ([CMS Resolution 11.02](#))
- 4th Ramsar Strategic Plan to Aichi Targets: The Fourth Ramsar Strategic Plan 2016-2024, Annex 2 ([Ramsar COP Resolution XII.2](#))
- 4th Ramsar Strategic Plan to SDGs: [Scaling up wetland conservation, wise use and restoration to achieve the Sustainable Development Goals \(2018\)](#)
- Strategic Plan for the Commission on Genetic Resources for Food and Agriculture to SDGs ([CGRFA-16/17/22](#))
- AEWA Strategic Plan to Aichi Targets, SDGs, CMS SPMS ([UNEP/AEWA/MOP7/Res. 7.1](#))

National strategies and action plans

The governing bodies of the biodiversity-related conventions have also encouraged their Parties to engage in the development and implementation of their country's National Biodiversity Strategy and Action Plan (NBSAP). Within the national working space, you can map your NBSAP to the global strategies. Your country's mapping between global, regional and national strategies will be displayed on the DaRT Strategy page when you are logged in your national working space (i.e. the mapping is not displayed publicly).




Figure 3: How the NBSAP, global and regional strategies are displayed in DaRT, e.g. for Belgium

4. Other Tools

There is a wide recognition of the need to enhance cooperation and create opportunities for synergies in implementing the biodiversity-related conventions at the national level, in order to achieve more coherent, efficient and effective implementation. Multiple tools were created to support Parties in implementing the conventions and to report on their progress, successes and barriers encountered through national reporting.

Tools for enhanced implementation of the biodiversity-related conventions:

➤ **InforMEA**



The InforMEA Initiative brings together Multilateral Environmental Agreements (MEA) to develop harmonized and interoperable information systems for the benefit of Parties and the environment community at large. InforMEA harvests COP decisions and resolutions, news, events, MEA membership, national focal points, national reports, and implementation plans from MEA secretariats and organizes this information around a set of agreed terms. The initiative develops harmonized and interoperable information systems for the benefit of Parties and the environment community at large.

Selected Links to InforMEA:

- Homepage: <https://www.informea.org/>
- E-learning: <https://elearning.informea.org/>
- Country profiles: <https://www.informea.org/en/countries>

Relevant information, such as national reports submitted to MEAs, are automatically fed from InforMEA into the DaRT national working spaces.

➤ **CBD Bioland Tool:**



National experiences in developing national CHM websites have revealed that significant technical barriers exist when trying to establish even a basic national CHM website, particularly for developing countries with little capacity.

The Bioland Tool aims at overcoming these barriers by providing a turnkey solution that can be used by any developing country to rapidly establish a basic operational national CHM website that can effectively facilitate the implementation of its NBSAP.

A demonstration version of this tools is available at <https://demo.chm-cbd.net/>. For countries interested in making use of this tool, please see: <https://www.cbd.int/doc/notifications/2019/ntf-2019-112-chm-en.pdf>

➤ **WCMC Compendium on achieving synergies among biodiversity-related conventions:**



The purpose of the document is to help increase access to existing guidance material on synergies among biodiversity-related conventions and to provide a basis for identifying gaps in the available guidance. As such, this report and any future online resources derived from it are primarily intended for informing the national focal points and management authorities responsible for the implementation of biodiversity-related conventions at the national level.

The guidance material has been grouped in the following way:

1. Decisions and resolutions of the governing bodies of biodiversity-related conventions; and
2. Guidance developed by biodiversity-related conventions secretariats and other organizations Guidance material

Link: <https://www.unep-wcmc.org/resources-and-data/biodiversitysynergies>

➤ **NBSAP Forum**



The NBSAP Forum is a global partnership aiming to support the revision and implementation of National Biodiversity Strategy and Action Plans (NBSAPs). The purpose of the NBSAP Forum web portal is to support countries in finding the information they need to develop and implement effective NBSAPs.

Link: <http://www.nbsapforum.net/forum>

Tools for indicators:

➤ **NBSAP Forum Biodiversity Indicators Partnership BIP**



The Biodiversity Indicators Partnership (BIP) is a global initiative to promote and coordinate the development and delivery of biodiversity indicators for use by the Convention on Biological Diversity (CBD) and other biodiversity-related conventions, the Intergovernmental Science-Policy Platform on Biodiversity and Ecosystem Services (IPBES), the Sustainable Development Goals (SDGs) and national and regional agencies.

Many of the global indicators brought together under the BIP are comprised of national level data, or in some cases if not derived from national data, can be disaggregated at the national level. The BIP Dashboard allows accessing indicator data by country.

Link: <https://bipdashboard.natureserve.org/bip/SelectCountry.html>

- *DaRT is working on making the indicator data accessible in its national working spaces.*

➤ **Indicator Reporting Information System IRIS**



Indicators are at the heart of IRIS and of objective decision making. Based on data from an organization's routine monitoring, IRIS will automatically calculate values for indicators. The calculated indicator value and supporting information are presented to a subject matter expert for assessment and narration, with the result forming part of a report.

Link: <https://environmentlive.unep.org/myiris>

Tools to find and treat data and information:

➤ **WCMC Compendium on key global databases related to biodiversity**



The Compendium on key global databases related to biodiversity is a compilation of available global databases. It provides a basis for increasing access to these databases through the CBD Clearing-House Mechanism and other appropriate tools, and is intended to direct Convention Parties to data and information that can inform the effective implementation of the conventions.

Link: <https://www.unep-wcmc.org/resources-and-data/biodiversitysynergies>

➤ **UN Biodiversity Lab**



The UN Biodiversity Lab is an online platform that enables policymakers and other stakeholders to access over 100 of the world's best global geospatial data layers, upload their own national datasets, and run analyses to provide key information to support implementation and monitoring of the Convention on Biological Diversity and 2030 Agenda for Sustainable Development.

Link: www.unbiodiversitylab.org

➤ **Integrated Biodiversity Assessment Tool IBAT**



The Integrated Biodiversity Assessment Tool IBAT is a web-based mapping and reporting tool used by companies, governments, researchers, and financial institutions to access global biodiversity datasets with which to make better decisions around the environment.

IBAT Country Profiles deliver nationally relevant data that are disaggregated from global datasets, to support conservation planning and reporting. It presents information on species from The IUCN Red List of Threatened Species™, Protected Areas from the World Database of Protected Areas (WDPA) and on Key Biodiversity Areas (KBAs) from the World Database on Key Biodiversity Areas. IBAT Country Profiles are designed to build understanding of information about Protected Areas, important sites and species present, to aid national decision-making.

More specifically, this tool presents a synthesis of a vast repository of knowledge to understand issues such as extinction risk and threats to assessed species, Protected Area coverage and designation, and the location of KBAs and the degree to which they are covered by Protected Areas.

Links:

- IBAT Homepage: <https://ibat-alliance.org/>

- IBAT Country profiles: https://ibat-alliance.org/country_profiles

➤ **WCMC Compendium of guidance for capturing, managing and using data and information**



This compendium of guidance provides details of information sources for capturing, managing, using, and sharing data, all in the context of biodiversity and ecosystem services. The primary aim of this document is to assist the staff of national governments and non-governmental organizations who are responsible for the capture, management and use of data and information with respect to the biodiversity-related conventions. This compendium in particular aims to support efforts towards improving the coordination of data and information systems to help governments maximize cost effectiveness when reporting on different biodiversity-related conventions.

Link: <https://www.unep-wcmc.org/resources-and-data/biodiversitysynergies>

➤ **World Environment Situation Room**



The World Environment Situation Room implements the Big Data Initiative. The project is global with overarching environmental policy relevance and impact. It includes geo-referenced, remote-sensing and earth observation information integrated with statistics and data on the environmental dimension of sustainable development. The themes of this Global platform cover complementary dimensions for Global Green Solutions for the Environment. It targets country policy makers, top environmental policy makers, the environmental scientific community, business and interested citizens. The platform is essential as a knowledge instrument to support progress on delivering the environmental dimension of Agenda 2030 for Sustainable Development.

Link: <http://wesr.unep.org/>

5. User Guide

This user guide has been developed to walk you through the key functions of DaRT. This includes basic navigation of the DaRT, setting-up and organizing a national working space and guidance on queries and tasks that can be done in the DaRT dashboard by a national team.

The user guide is structured as follows:

“**Getting started**” provides information about how to get access and log in to DaRT, be it for testing or registering a national working space.

“**Dashboard**” gives an overview on what you see in DaRT and how to edit, search, import and export information in DaRT. These functionalities can be used by all users of a registered working space.

“**Organizing the national working space**” describes the administration of the DaRT working space. This includes the management of user accounts, workspace settings and the inclusion and mapping of NBSAPs. Most functionalities of this section are restricted to users acting as “Country Managers”.

Please help us to improve the User Guide by providing feedback and questions through our [contact page](#).

Getting started

➤ 1. How can I register to test DaRT?

DaRT includes a pre-populated national working space for testing purposes: the "UNEP Testland".

In "UNEP Testland" you are granted the full user rights of a **DaRT Country Manager**. This gives you access to the DaRT Administration an experience how to create a DaRT-Team, how to insert an NBSAP and how to link it to global targets.

Further, you have access to the dashboard, alike a DaRT Contributor, where you can import, manipulate and tag information, conduct searches and export information to your desktop.

To get access to "UNEP Testland":

1. Go to the contact form;
2. Identify yourself;
3. Request access to UNEP Testland; and
4. Push the send message button.

You will receive your credentials from the DaRT User support to your email address.

➤ 2. What browser works best with DaRT?

The DaRT is designed and optimized to work on most browsers including:

- Google Chrome,
- Mozilla Firefox,
- Microsoft Edge,
- Apple Safari,
- Opera,
- etc.

If you have any issue with a browser, please contact us using the [contact form](#).

➤ 3. Is a national working space registered for my country?

The countries using a DaRT working space are displayed at the bottom of the homepage. You can search the list by clicking the arrows left and right of the flags.

Countries already using DaRT



➤ 4. How do I register a national working space for my country?

Requests for registration of new national working spaces are accepted from National Focal Points of biodiversity-related conventions. The process is the same as for requesting access to testing instance, "UNEP Testland" (see above: 1. How can I register to test DaRT?).

To request a new working space for your country:

1. Go to the contact form;
2. Identify yourself and your role;
3. Request access to UNEP Testland; and
4. Push the send message button.

You will receive your credentials from the DaRT User Support to your email address.

➤ 5. How do I register an account for an existing national working space?

To register an account to an existing national working space:

1. Press the "Log in" button;
2. Select "Register now" at the bottom of the page;
3. Complete the form; and
4. Press "Register".

Your application is sent to the DaRT Country Manager, who will approve or not approve your request.

As soon as the Country Manager approves your request, you will receive an automated mail with instructions to your registered email address.

➤ **6. How do I log in / out?**

To log in, press the "Log in" button in the top righthand corner of the page.

To log out, press your name in the top righthand corner of the page. The "Log out" button appears in the dropdown menu.

➤ **7. Forgot your password?**

If you forgot your password:

1. Click Log in;
2. Press the "Forgot password?" button;
3. Enter your registered email address; and
4. Press the "Reset password" button.

Password reset instructions will be sent to your registered email address.

The Dashboard

The dashboard is the central element in the use of the DaRT. It is in the dashboard where all information included in your working space displayed, where you search or filter for information, add new or download contents to your device. To access the dashboard, you need to log in DaRT.

The dashboard is organized as follows:

The screenshot shows the DaRT dashboard with the following elements and callouts:

- 1** (Red circle): Search content bar at the top right.
- 2** (Blue circle): Results bar showing '83 results' and sorting options.
- 3** (Blue circle): Item details view for an image, including 'Download an image, or a file', 'Edit item', and 'Delete item' buttons.
- 4** (Green circle): 'Add item' sidebar on the left with options: Link, Text snippet, Image, File, Indicator.
- 5** (Yellow circle): Search content bar at the top right.
- 6** (Pink circle): Filter items sidebar on the left with categories: Item type, Glossary, Strategic plans, Species, Reporting obligations, Freehand tags, Indicator type, and User.

Figure 4: Organisation of the dashboard.

- 1 Number of items included in your working space, Sorting function (by date, relevance) and export function
- 2 When opening the dashboard, all items included in your working space are displayed
- 3 The content of items can be downloaded, opened in a new tab, edited or deleted right from the dashboard
- 4 Functionalities to add new items to DaRT
- 5 Search the content of your DaRT
- 6 Filter the content of your DaRT

Adding and editing items

4

3

➤ 8. What kind of items and information can I add into DaRT?

DaRT is designed in a way to accommodate the management of all kind of knowledge with a **focus on policy-based information** related to the implementation of the National Biodiversity Strategy and Action Plans (NBSAPs).

Information can be added according to five types of items:

Link: This item is suited to safeguard weblinks you quote in national reports or to relevant sources of information for the preparations of reports (e.g. databases, information portals, monitoring programs, policies etc.).

Text snippet: is suited for brief quotable passage out of a report. Even though the item could be used to collect many kinds of information, it is highly recommended to **include only text from approved and published reports**. This helps securing the **quality of the content** of your DaRT working space.

There is no text limit defined for the snippets to accommodate the different reporting formats of the conventions, however, please refrain to include unnecessarily lengthy texts in DaRT, to save disk space.

Image: To collect e.g. graphs, photos used to illustrate national reports. An image can be integrated into the working space using a weblink or by uploading it (max. 64MB; png, gif, jpg, jpeg).

Files: The upload of small files helps to collect and organize files used for national reporting purposes. This may include e.g. submissions by your government, assessments and analysis on a relevant topic quoted in a national report, etc..

Indicator: To collect and organize weblinks to national indicators.


➤ 9. What should I consider prior to starting to include items in the working space?

Prior starting to include content to your DaRT working space, make sure that your national biodiversity strategy and action plans is/are is properly included in the working space and mapped to the global and regional strategies.

For further information see below: [Including the national biodiversity strategy and action plans](#).

➤ 10. How do I include a new item or open an existing one?



To include new content to your DaRT:

- go to the "add item" section  and select the type of item you wish to add, click the button – a new form opens.

To **edit an existing item:**

- Click the "edit item" button  at the bottom of the text snippet

To **edit an existing item in a new tab:**

- click the "open in a new tab" button  - the new tab opens
- click the "edit item" button  at the bottom of the text snippet

Paste your information into the form or edit its content.

Note: Rather than editing a text, especially if the text has been approved by an authority, you may wish to attach a comment on an item.

Always save your changes prior to go back to the dashboard!

➤ 11. Can the text of an item be formatted?

Formatting of a text is possible for "Text snippets". In the form you find:

1. basic formatting options (bold, italics, underscore);
2. an option to include a text-link;
3. options for bulleted or numbered lists;
4. an option for block quote;
5. The possibility of including an image; and
6. a spell-checker.

The spell-check included in DaRT, however, works with a limited number of languages only (see drop down menu of the spell-check icon). If your language is not supported by the spell-checker, you may wish using the one included in your browser.

Always save your changes prior to go back to the dashboard!

➤ 12. How do I map an item to my NBSAP and global strategies?

Click into the text box "Strategic plans" and a dropdown menu with the national NBSAPs, the regional and global strategic plans appears.

1. Select the strategy you want to map your item with (alternatively you can type the name of the strategy into the text box);
2. Select the goal of the strategy you want to map your item with;
3. Select the target of the strategy you want to map your item with.

Repeat this for each strategy/goal/target.

It is recommended to always **start with the mapping to your NBSAPs**. As your NBSAPs is mapped to the global regional strategies, this mapping will allow your colleagues to find the information under different global and regional strategies (even if yourself do not know these).

Always save your changes prior to go back to the dashboard!

➤ 13. What are the different tags I can use?

Properly tagging the content facilitates the retrieval of information. To this purpose, 4 categories of tags are included in Dart:

Species: Here you may enter the name of species to which the content of the item refers to. Currently, there is no predefined taxonomy included in DaRT, as biodiversity-related

conventions use different ones. However, to facilitate concise use in DaRT, the names already used for tagging items appear as soon as you click the text box.

Reporting obligations: Here you may select the reporting obligation from which your information comes from. The selection of multiple obligations is possible by clicking the button "add another item" below the text box.

Glossary terms: Use the glossary terms defined by the InforMEA to better identify the content of your item. Start typing a keyword into the text box and selection of predefined terms will appear. The use of a predefined list of terms facilitates the concise use of keywords by multiple users.

Freehand tags: Use freehand tags to identify content according to national needs, e.g. geographic designations such as specific protected areas, reporting processes at regional/national level, submissions, etc. If your term does not exist in this list, free type and press enter and it will be added to the DaRT database.

Always save your changes prior to go back to the dashboard!

➤ **14. Why is defining the language of an item important?**

Specifying the language helps on the one hand to better identify the content of your item, especially, when your country is submitting reports in different languages and on the other is of crucial importance when you share the information included in DaRT with other (multilingual) tools such as the CBD Bioland Tool.

The languages your DaRT working space supports is defined by the country manager when defining the workspace settings (to learn more about managing the workspace settings, click [here](#)).

Always save your changes prior to go back to the dashboard!

➤ **15. What are the privacy settings for?**

The privacy settings allow you to define with whom you wish to share the content of an item. The following settings are available

Private: With this setting, the content of an item can be viewed by the members of the national DaRT team only, i.e. for those people who's registration has been approved by the country manager. This is the default setting for an item as the national working spaces are private by definition.

However, you may wish to share the content of an item:

Public: With this setting, the content of an item can be harvested through an API by any other system (e.g. by InforMEA). Further, the URL of an item created when opening an item in a new tab, can be shared with people who normally have no access to your national working space.

Shared with Bioland: With this setting, the content of your DaRT item can be harvested by your national Bioland instance to display the content on your national Bioland website.

Always save your changes prior to go back to the dashboard!

➤ **16. I have a series of items to add - is there a way to import them at once?**

Yes, DaRT includes a **bulk import form** to support the import of multiple items at once. The bulk import form is available by:

1. go to the "Add item" section;
2. add an item (it does not matter which kind of item);
3. Click the "bulk import form" button which is located in the first line to be redirected to "Import content";
4. Download the sample Excel sheet, which guides you on how to fill in the sheet;
5. Fill in the sheet and save it to your device.

To upload the information:

Select the sheet you saved to your device and click "Import". The items you imported are now included in the dashboard. Proceed with editing and tagging the items.

Searching the dashboard

5

6

There are two options to search the content of your working space: search content and the filtering of the content according to items and tags.

➤ **17. Search contents - in which contents does it search?**

The "Search content" ⁵ is a powerful tool that allows you to search the whole content of your working space, e.g. according to:

- Your keywords;
- Years (months or a specific date) an item was uploaded;
- Names of contributors (also available as a filter option);
- etc..

Please note, search content does not apply to the text included in files you uploaded.

➤ **18. How do I clear the search content?**

To clear the "Search content", click the "Clear filters" button, which appears next to "Filter items" as soon as filters are applied.

➤ **19. How does filtering by items work?**

When opening the dashboard, you find in "Filter items" a list and the number of items included in your working space. If an item type does not display in this list, you did not use so far.

To filter the content of your working space according to item types, select one or more item types you wish to display. Selecting several filters will result in displaying all items of the type you selected, i.e. for instance all items that correspond to the type "Text snippets" or the type "Links".

To clear the filter used, click the "Clear filters" button, which appears next to "Filter items" as soon as filters are applied.

➤ **20. How do I filter items by other terms?**

1. When clicking into the text boxes (glossary, species, reporting obligations etc.) the list of the tags used in your working space appears.
2. Select the tag you want to use.
3. The number of items corresponding to your tag is displayed in the "Item type" and the items shown in the dashboard;
4. Select additional filters to refine your search (potential additional filters are automatically displayed in the text boxes)

The search result displayed includes items that correspond to "tag1" and "tag2".

To clear the filter used, click the "Clear filters" button, which appears next to "Filter items" as soon as filters are applied.

➤ **21. Can freehand search be combined with using filters?**

Yes, you can combine the use of filters and search content to refine your search.

To clear the filter used, click the "Clear filters" button, which appears next to "Filter items" as soon as filters are applied.


➤ **22. How do I clear filters and search content?**

To clear the freehand search, click the "Clear filters" button, which appears next to "Filter items" as soon as filters are applied.

Exporting and sharing information



➤ **23. How can I export my search results?**

To export your search results, click the "Export results" button in the dashboard. 

An Excel-file is generated and automatically downloaded to your device.

➤ **24. Can I share information by using the URL of an item?**

When opening an item in a new tab, an URL specific to the item is created. You can use this URL to organize information when preparing/drafting a report or share the content with colleagues having access to your national working space (i.e. have a registration to your working space).

Organizing the national working space

Organizing a national DaRT team

The aim of DaRT is to bring together national experts and collaborators to collect, organize, store and share information and knowledge for reporting purposes. This section provides information on how to grant access to DaRT for your national experts and collaborators and how to organize user accounts.

Information on registering accounts is found in the [Getting started](#) section above.

➤ 25. Which user roles are available in DaRT?

For national users, DaRT proposes the following two user roles:

- **Contributors** post and contents, view items added by other users, leave comments and can export information. Contributors can edit and delete the contents they created.
- **Country managers** can additionally accept new user accounts, add tags to national reports, delete users or content (from all users) and manage the national strategy.

For the administration of the site, there is an additional role, the "Platform manager", who is in charge of creating national working spaces and providing user support. The Platform manager includes and maps global and regional strategies and administrates the content of the homepage.

To contact the Platform manager, please use the [contact form](#).

➤ 26. How do I best organize my DaRT team using the different user roles?

The requirements on the organization of a DaRT team vary from country to country and the number of experts and collaborators contributing to the content of the working spaces. The following points should therefore be understood as general recommendations:

- **Define responsibilities.** Knowledge and information management is a long-term task. To secure the adequate management of the DaRT working space over years, the elaboration of a DaRT concept is recommended, which describes the goal of maintaining a national working space (for which conventions?), identifies the organizations/ministries collaborating in DaRT, identifies the experts and collaborators contributing content as well as the form of collaboration within the national DaRT team (e.g. within a national biodiversity taskforce, meetings of national focal points, standalone initiative, etc.).
- **Involve** experts in national reporting and National Focal Points of conventions to ensure the flow of information between global/regional and national levels.
- **Limit the number of Country managers to a minimum** to avoid that an agreed mapping of the NBSAPs to global/regional goals and targets is repeatedly modified or content of the working space is deleted without consensus between organizations/ministries.
- **Note, the role of a Country manager can be granted on temporary basis** to facilitate specific tasks, e.g. for the mapping of an NBSAPs to global/regional targets or for cleaning-up the working space if necessary.

- **Use only personalized accounts as foreseen in DaRT.** Creating generic accounts and sharing passwords may seem an attractive way for a simple user management. However, you will rapidly lose track of who has access to the national working space and who contributed content to it.
 - **Agree on the kind of information to be included** into the national working space to secure the quality of its content. It is recommended to include only agreed texts/links/indicators/images/documents, i.e. information already published in national reports. Therewith you also avoid overcrowding your working space.
- **27. Where can I see who has access to the national working space? Where can I edit my user profile?**

Click on your name in the top right corner of the page. In the dropdown menu you find:

- **Your account:** an overview of your account
 - **Edit account:** opportunities to edit your account, change your password (use a strong one!) and upload a user picture
 - **My team:** overview of national experts and collaborators having access to the national working space.
- **28. A collaborator left the DaRT team. How should I proceed with her/his account?**

When a collaborator leaves the DaRT team, you may wish to disable/cancel the respective account. to do so:

1. Click your name in the top right corner of the page;
2. Select "My team" from the dropdown menu;
3. Select the account you wish to delete/cancel by clicking the name of the account holder and go to the tab "Cancel account".

You are provided with three methods to cancel an account:

Disable the account and keep its content: The account holder can no longer log in DaRT. The content she/he added remains in the dashboard. This method is preferred for users that contributed content to DaRT.

Disable the account and unpublish its content: The account holder can no longer log in DaRT. The content she/he added is still saved in the working space, however, is no longer visible in the dashboard.

Delete the account and its content: This option might be suited for account holders that did not contribute content to the DaRT but used the functionalities of the tool. Before you choose this method, please make sure that you really want to delete any content - this **action cannot be undone**.


Managing the workspace settings - languages

➤ 29. Which languages can be used in DaRT and how can I adjust them?

The DaRT working spaces are prepared to accommodate the six UN languages: English, French, Spanish, Russian, Arabic and Chinese. Additional languages can be integrated, e.g. other national languages.

To define the language settings:

1. Click your name in the top right corner of the page;
2. Select "Administration" from the dropdown menu; and
3. "Manage workspace settings" in the menu that appears.

The first language in this list will be the default language when adding content, i.e. it should be the language in which your country submits most of its national reports. Use the  to drag and rearrange the languages.

Don't forget to save your changes.

If you wish to add content to the dashboard in other languages than the predefined ones, click the "Add another item" button, specify the language to be added and **save your changes**.

Including the national biodiversity strategy and action plans

You must be logged in as country manager to perform the steps described below.

➤ 30. How do I include a NBSAPs into DaRT?

As a first step, you need to create a **folder**, where you will include the elements of your NBSAP:

1. Click your name in the top right corner of the page;
2. Select "Administration" from the dropdown menu; and
3. "Manage national strategy" in the menu that appears.
4. Click the green "Add National strategies" button and fill in the form and save your content.

Tips:

- **Name:** Fill in the name of your NBSAPs
- **Description:** Include a description of your NBSAP, consider including a link to the NBSAP document or leave it empty
- **Image:** The image you can upload here (e.g. the cover of your strategy) will display in the "Strategies" page of the DaRT
- **ID:** It is recommended to apply ID to strategic elements of the NBSAP (e.g. mission, goals, targets, etc.). You can omit the ID here.
- **Prefix:** Use a short prefix (e.g. your country code), the prefix that will show up in the tag listing of your dashboard
- **Strategy item type:** leave empty
- **Mapped regional/global strategies:** leave empty

➤ **31. How do I reflect the structure of the NBSAP in DaRT?**

After having created a folder for your NBSAP, you can reflect the structure, hierarchy and content of your NBSAP by adding child elements according to your needs.

The following three examples illustrate how the structure of an NBSAP can be built in DaRT:

Add National strategies	
Name	Operations
✚ Folder for the NBSAP	Add child
✚ Mission	Add child
✚ Target 1	Add child
✚ Target 2	Add child
✚ Target 2.1	Add child
✚ Target ...	Add child

Figure 6: Structure for a NBSAP consisting of a series of targets

Add National strategies	
Name	Operations
✚ Folder for the NBSAP	Add child
✚ Mission	Add child
✚ Goal 1	Add child
✚ Target 1	Add child
✚ Target 2	Add child
✚ Target 2.1	Add child
✚ Target ...	Add child
✚ Goal 2	Add child
✚ Target ...	Add child

Figure 5: A NBSAP with a series of goals, targets and sub-targets.

Add National strategies	
Name	Operations
✚ Folder for the NBSAP	Add child
✚ Mission	Add child
✚ Goal 3	Add child
✚ Objective 3.1	Add child
✚ Target 3.1.1	Add child
✚ Target 3.1.1.1	Add child
✚ Target 3.1.2	Add child
✚ Objective 3.2	Add child
✚ Target 3.2.1	Add child

Figure 7: A NBSAP with goals, objectives, targets and sub-targets

Tips:

- When including your NBSAP into your DaRT working space, you can establish the structure (as explained) and include the content (see here) in one single step.
- For the case that a child element is not displayed at the level you intended, click on ✚ to drag and drop the element to its correct place (horizontal and/or vertical).

- If a national target addresses multiple issues (alike most Aichi Targets), consider including the target and adding child target elements (i.e. target and sub-targets). This facilitates the tagging of the items in the dashboard and yields better results when searching the latter.
- Limit the number of hierarchical levels to the necessary minimum to facilitate the tagging of items in the dashboard.

Always save your changes prior to leaving the page!

➤ **32. What should I consider when inserting the content of your NBSAP into the working space? (name, description, image)**

The information you include in the child elements is, as shown below, displayed in the "Strategies" section of the homepage (only people who are logged in into your national working space can see the information).

Tips:

- **Name:** Choose a short title (the wording of a goal/objective/target might be rather long)
- **Description:** The goal/objective/target might be pasted in the description. Avoid to include lengthy texts
- **Image:** An image (optional) will be displayed as shown below

Always save your changes prior to leaving the page!

This information is displayed in the "Strategies" section of the homepage as follows:

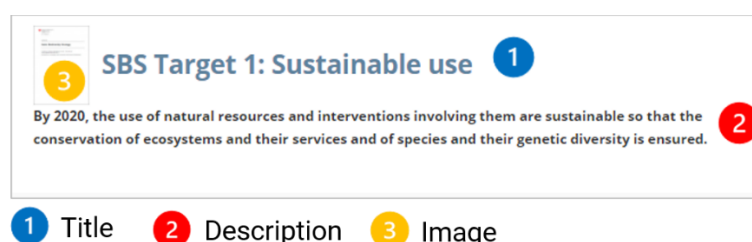


Figure 8: How the name, the description and an image for your NBSAP is displayed in DaRT

➤ **33. What is the function of the "Prefix", the "Strategy item type" and the "ID"?**

The "Prefix", the "Strategy item type" and the "ID", serve to create a unique identifier for a goal, an objective or a target which is used to filter the contents of your dashboard (see below) according to elements of your NBSAP (e.g. specific national targets).

- The **Prefix** identifies the Strategy (e.g. SBS for Swiss Biodiversity Strategy)
- The **Strategy item type** defines the hierarchical level of the element according to your NBSAP (i.e. Mission, goal, objective, target, indicator, etc.)

- The ID is the index of your element (e.g. target 2 of the SBS would have the ID 2)

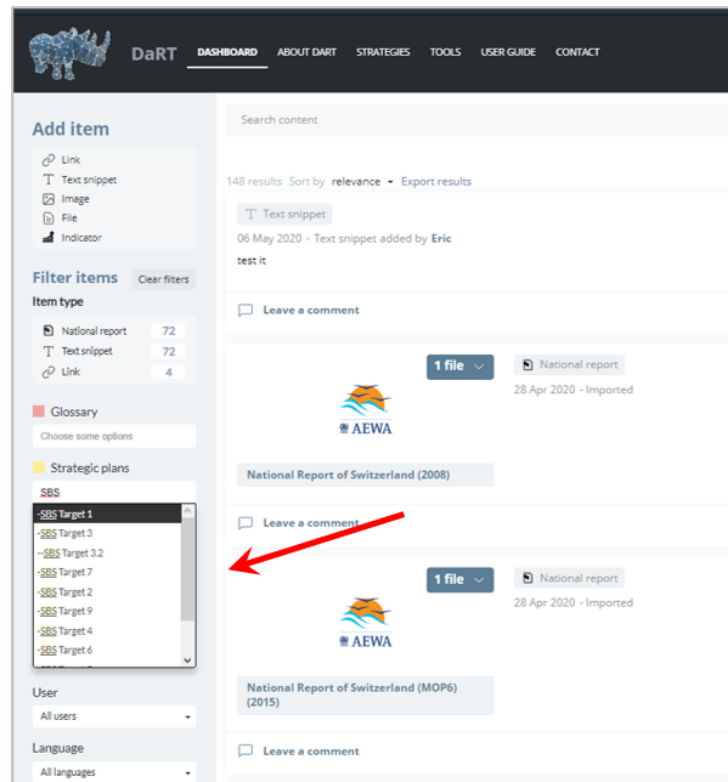


Figure 9: Prefix, strategy item type and ID are displayed in the dashboard

➤ **34. How do I map my national goals/objectives/targets to global/regional targets?**

To create a mapping between elements of your NBSAP and regional/global goals and targets, proceed as follows:

- Click the box "Mapped regional/global strategies"
- Select the regional/global strategy you want to map your goal/target to (e.g. CBD - Aichi Targets)
- Select the regional/global goal you want to map your goal/target to (e.g. Aichi Goal A)
- Select the regional/global target you want to map your goal/target to (e.g. Aichi Target 1)

Repeat the process for each mapping.

Always save your changes prior to leaving the page!

➤ **35. I only have the mapping between my NBSAP and the Aichi Targets. How can I relate the NBSAP to other global regional strategies?**

DaRT includes mappings among global/regional strategies which are agreed by the Conventions (see: [Strategies](#)). After having mapped your national goals and targets to the Aichi Targets, these mappings can be used to define the relationship between your NBSAP and additional strategies.

Proceed as follows:

- Go to [Strategies](#);
- Select your NBSAP (you have to be logged in to do so) and the goal/target from the menu on the left;
- The mapping between your goal/target and the Aichi Targets appears;
- Select an Aichi target to discover the mapping with other strategic plans;
- Check if this mapping is applicable to your national goals/targets and where appropriate, apply the mapping as described above.

Note: As DaRT includes only agreed mappings, you may wish to complete the mapping according to your needs.

- **36. Can I include more than one strategy into my working space?**
Yes, you can include several strategies into your working space.

Annex I: The development of DaRT

DaRT builds on the experiences gained with the use of its precursor tool - the Target Cross-linking Tool TCT - a tool developed by the European Union. The following section provides a brief overview of the evolution and the major achievements of both DaRT and TCT.

➤ The development of the Target Cross-linking Tool TCT (2013-2017)

2012: The Royal Belgian Institute of Natural Sciences starts a project to streamline the Belgian national reporting under the European Biodiversity Strategy and the global Strategic Plan for Biodiversity 2011-2020 and the Aichi Targets.

2013: The result of the project is presented to and tested by the European Clearing House Mechanism (CHM) Network. The European CHM Network recommends that an ad-hoc BISE-CHM working group is set up to explore options for “Sharing information on implementation of national strategies and reporting on progress towards biodiversity targets between global, regional and national levels”.

The working group particularly aims to avoid duplicate reporting at the global and EU levels, by encouraging the re-use of country information for assessing progress towards the EU Biodiversity Strategy, the CBD and the Aichi Targets. National biodiversity policies may also set out national requirements for monitoring and internal reporting on progress. The working group decided that the most appropriate way to harmonize these three layers of reporting would be to look at targets.

2014: A trial of a Biodiversity 2020 Target Cross-Linking Tool, in short TCT, has been developed to respond to the recommendation and rolled-out for the European CHM

The CHM Network recommends to further improve the TCT to allow countries to see the inter-linkages between the Aichi Targets, the EU Biodiversity Strategy and any national strategy, in terms of the thematic content of implementation and the reporting requirements.

2015: A case study on the TCT is published in the “Sourcebook of opportunities for enhancing cooperation among the Biodiversity-related Conventions at national and regional levels” (UNEP (2015). United Nations Environment Programme (UNEP), Nairobi, Kenya).

2016: The TCT is further developed, taking into account the recommendations of a workshop on synergies among the biodiversity-related conventions was held in February 2016 in Switzerland (UNEP/CBD/SBI/1/INF/21).

Work is ongoing in collaboration between SCBD and the European Environment Agency (EEA) to interconnect the Target Cross-linking Tool (TCT) to the CBD online reporting tool with an API (UNEP/CBD/COP/13/INF/15).

During the side event “Towards a modular approach to reporting against the Aichi Biodiversity Targets and SDGs”, the vision to make a global “Data Reporting Tool for MEAs - DaRT” available to all Parties” was discussed.

2017: A practical training for the TCT and an introduction to the concept of DaRT is provided during the Meeting of the Clearing House Mechanism (CHM) network of Europe on “Sharing information, experience and tools in support of the preparation of the 6th National Report to the Convention on Biological Diversity (CBD)” in Brussels (Belgium, 18. -19. September 2017).

➤ **Establishing a partnership for the development of DaRT (2016-2017)**

2016: CBD COP-13, Cancun, Mexico, 4 - 17 December 2016

- Side event “Towards a modular approach to reporting against the Aichi Biodiversity Targets and SDGs”,
- Presentation of the vision to make a global “Data Reporting Tool for MEAs - DaRT” available to all Parties.

A video covering the side event can be viewed here: <https://vimeo.com/195007335>

2017: CBD SBSTTA Bureau Meeting (13.04.2017).

- Presentation of the vision and a concept for the DaRT

8th InforMEA Initiative Steering Committee, Montreux, Switzerland, 20-23 June 2017

- The concept of and a project proposal is presented during the 8th InforMEA Initiative Steering Committee (20-23 June 2017 in Montreux, Switzerland).
- The InforMEA Steering Committee requests the working group to explore and test “DaRT” ... and as it further takes shape during the intersessional period including the pilot integration of data from on-line reporting tools such as the ORS.

Meeting of the Clearing House Mechanism (CHM) network of Europe, Brussels, Belgium, 18. - 19. September 2017

- A practical training for the TCT and an introduction to the concept of DaRT is provided during the Meeting of the Clearing House Mechanism (CHM) network of Europe on “Sharing information, experience and tools in support of the preparation of the 6th National Report to the Convention on Biological Diversity (CBD)”.

➤ **DaRT Phase I Development of a first version of DaRT (2018)**

2018: 9th InforMEA Initiative Steering Committee, Montreux, Switzerland, 5-8 June 2018

The “DART – collaborative spaces for national reporters” including mock-ups for DaRT are introduced and discussed.

DaRT is as follows reflected in the recommendations of the Steering Committee:

- requests the working group to propose solutions to respond to the evolving requirements of DART; and
- to ensure that national reports and goals/plans have the metadata to enable them to be automatically exposed on DART.
- Welcomes the further development of the DART initiative and recommends the InforMEA team to take this as a possible first use-case for the SDG mapping.
- Making NBSAP spatial data available in DART and ensure cross-linkages between NBSAP forum and DART as the DART is being developed.

GEF-UN Environment - Information project inception & planning workshop, Amman, Jordan, 15-18 October 2018

- Presentation: Project ‘realizing synergies for biodiversity’ - The data reporting tool DART

Ramsar COP-13, Dubai, United Arab Emirates, 21-29 October 2018

- Side event on “Realizing Synergies for Biodiversity” (23 October 2018).

CBD COP-14, Sharm El-Sheikh, Egypt, 17 - 29 November 2018

- Side event on “Tools to enhance synergies for biodiversity” (20 November 2018).

DaRT is reflected in CBD COP decisions as follows:

[Decision 14/25](#). Knowledge management under the Convention and its Protocols

- *4d: Requests the Executive Secretary, subject to the availability of resources: To contribute to the development and testing of the Data and Reporting Tool, in collaboration with the InforMEA Initiative, with a view to learning from Parties’ experiences in delivering their sixth national reports to the Convention on Biological Diversity, and facilitating its use in reporting processes across the biodiversity-related conventions, as appropriate;*
- *4g: To use the experience gained from relevant knowledge management initiatives, such as InforMEA, the Data and Reporting Tool, the Global Biodiversity Information Facility, the Digital Observatory for Protected Areas and the Knowledge Hub of the United Nations Convention to Combat Desertification, to inform the elaboration of the knowledge management component referred to above;*

[Decision 14/27](#). Process for aligning national reporting, assessment and review

- *Also emphasizing the value of enhanced synergies among the biodiversity-related conventions and the Rio conventions, and noting the progress made thus far in this respect, including the activities of the Liaison Group of Biodiversity-related Conventions and the Joint Liaison Group of the Rio Conventions, as well as relevant initiatives such as the development of the Data and Reporting Tool under InforMEA,*
 - *3g: (g) To contribute to the development, testing and promotion of the Data and Reporting Tool, in collaboration with the InforMEA Initiative, taking into account the experiences of Parties in preparing their sixth national reports to the Convention, with a view to facilitating the use of the Data and Reporting Tool across the biodiversity-related conventions, as appropriate;*
- **DaRT Phase II: Testing and improving DaRT (2019-2020)**
- 2019:** Consultation workshop of biodiversity related Conventions on the Post-2020 Global Biodiversity Framework, Bern (Switzerland), 10-12 June 2019
- Presentation of the DaRT during the [Consultation workshop of biodiversity related Conventions on the Post-2020 Global Biodiversity Framework](#) (11 June 2019).
- CITES COP-18, Geneva, Switzerland, 17 - 28 August 2019**
- Side event on “Enhancing cooperation among biodiversity Conventions on post-2020” (17.08.2019).
- Expert Workshop on the Data Reporting Tool (DaRT) - Roll-out for African countries, Nairobi, Kenya, 29 - 30 October 2019**

- The expert workshop to roll-out DaRT is attended by participants from 9 African countries (Benin, Burundi, Cameroon, DR Congo, Kenya, Egypt, Morocco, Rwanda and Tanzania).
- [Report on the Expert Workshop on the Data Reporting Tool \(DaRT\) - Roll-out for African countries](#)

CBD SBSTTA-23, Montreal, Canada, 25 - 29 November 2019

- Side event on “Integrated Reporting Tools for Biodiversity Knowledge Management Supporting the Post-2020 Evidence Base” (28 November 2019).
- DaRT Helpdesk during CBD SBSTTA-23.

2020: CMS COP-13, Gandhinagar, India, 15 - 22 February 2020

- Side event on “Integrated Reporting Tools for Biodiversity Knowledge Management Supporting the Post-2020 Evidence Base” (17.02.2020)
- DaRT Helpdesk during CMS COP-13.

DaRT is reflected in CMS COP decisions as follows:

[Resolution 11.10 \(Rev.COP13\): Synergies and Partnerships](#)

- Para 25: CMS COP *Urges Parties to establish close collaboration at the national level between the focal point of the CMS and the focal points of other relevant conventions in order for governments to develop coherent and synergistic approaches across the conventions and increase effectiveness of national efforts, for example, by developing national biodiversity working groups to coordinate the work of focal points of relevant MEAs and other stakeholders inter alia through relevant measures in NBSAPs, harmonized knowledge management and national reporting by making use of the Data Reporting tool (DaRT) developed by the United Nations Environment Programme as well as through adoption of coherent national positions in respect of each MEA.*

➤ **DaRT Phase III: Increasing interoperability with other tools (2020-)**

In its current state, DaRT provides **fully functional national working spaces** to Parties. The existing functionalities will be further developed in cooperation with DaRT users during DaRT Phase III.

The main focus of DaRT Phase III lays in developing the interoperability between DaRT and other tools. So far, DaRT is interoperable with the InforMEA knowledge base. This means, that as soon as a Party submitted a national report to a Secretariat of a biodiversity-related convention and the Secretariat published it on its own web-site, your national report is automatically harvested by InforMEA, displayed in your InforMEA country profile, and from there automatically re-directed into your national DaRT working space.

Such automated data flows are considered e.g. between DaRT and the:

- **Online Reporting System ORS** used among others by the Ramsar Convention on Wetlands, the CMS Family, the ITPGRFA and regional conventions;
- **CBD Bioland Clearing House Mechanism**;
- **UN Biodiversity Lab**;

